

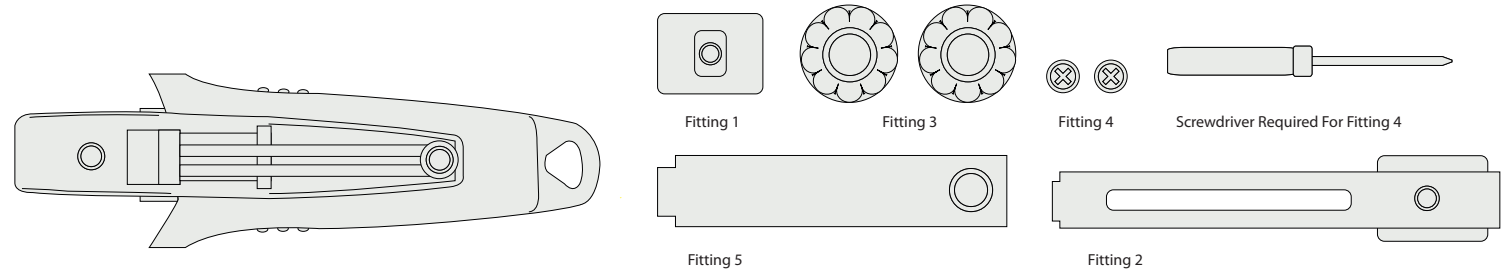
BCD / PFD KNIFE INSTRUCTIONS

Thank you for purchasing the BCD / PFD Knife.

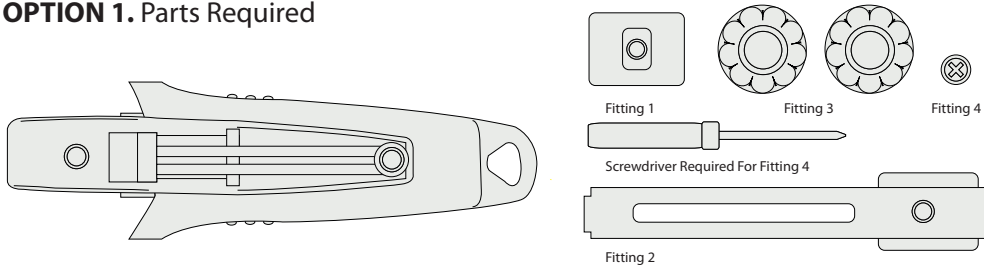
There are two fittings for the knife which are shown in the options below. Check you have received all parts as listed to the right. Should you require any assistance contact Northern Diver and we would be happy to help.

☎ + 44 (0) 1257 25 44 44 🌐 www.ndiver.com
East Quarry, Appley Lane North, Appley Bridge, Wigan, WN6 9AE

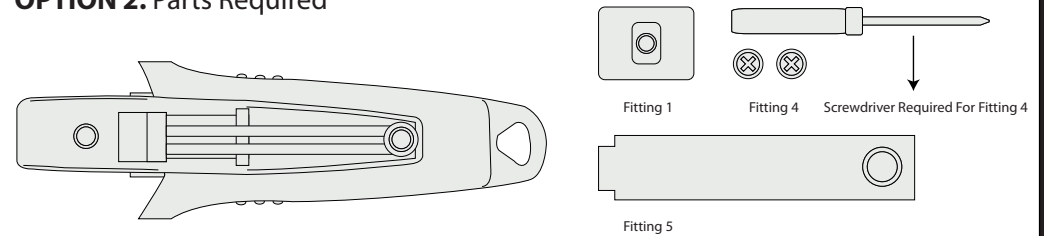
ALL PARTS.



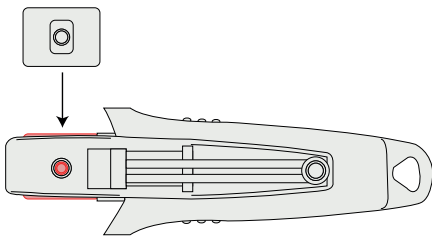
OPTION 1. Parts Required



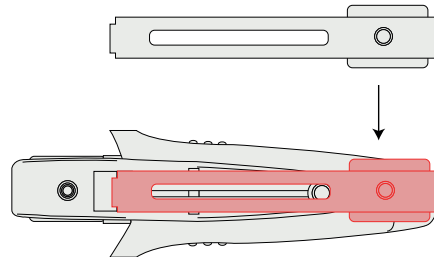
OPTION 2. Parts Required



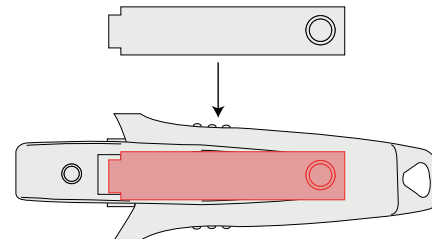
1A. Slot Fitting 1 in



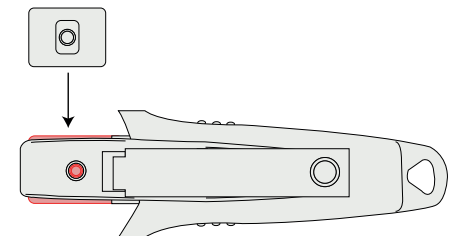
1B. Attach Fitting 2



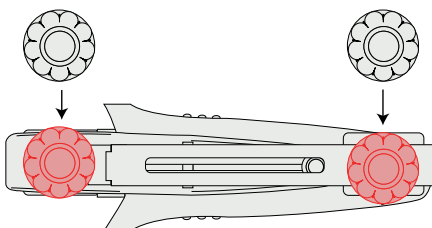
1A. Attach Fitting 5



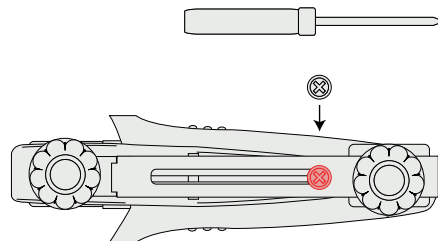
1B. Slot Fitting 1 in



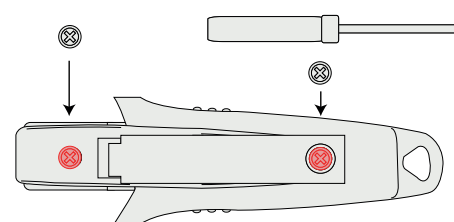
1C. Screw on Fittings 3



1D. Screw in Fitting 4



1C. Screw in Fitting 4



1D. Webbing can now be slotted through

