

R-VEST

COMMERCIAL DIVING HARNESS

The **R-Vest** has been developed to assist divers, it is a one-piece jacket that incorporates a recovery harness, cylinder attachment, tool attachment points and weight belt.

The diver's weight and the weight of his equipment is distributed evenly across the body with comfort and safety an important consideration in the design.

The diver can be safely lifted whilst wearing the **R-Vest**. If the diver is in need of recovery he can be lifted by either the shoulder D-rings or the front chest D-rings.

With a phenomenal overall breaking strength of **1000kg**, the **Northern Diver R-Vest** has surpassed the requirements set by the '*Association of Diving Contractors International*' **Standards**.

The durability and functionality of the **Northern Diver R-Vest** is built for the most demanding of conditions and has been constructed in line with the **International Consensus Standards for Commercial Diving and Underwater Operations**.

- Manufactured and tested in accordance with **ADCI**
- Each of the **9 D-rings** has been tested to a breaking strength of **1000kg**
- Quick release sat bag for tools
- Loop on the right/left side for carrying a hammer
- Back pack with cam band for attaching cylinders
- Adjustable waist and crotch straps
- Quick release weight pocket

NORTHERN DIVER

www.ndiver-commercial.com





R-VEST

COMMERCIAL DIVING HARNESS

THANK YOU

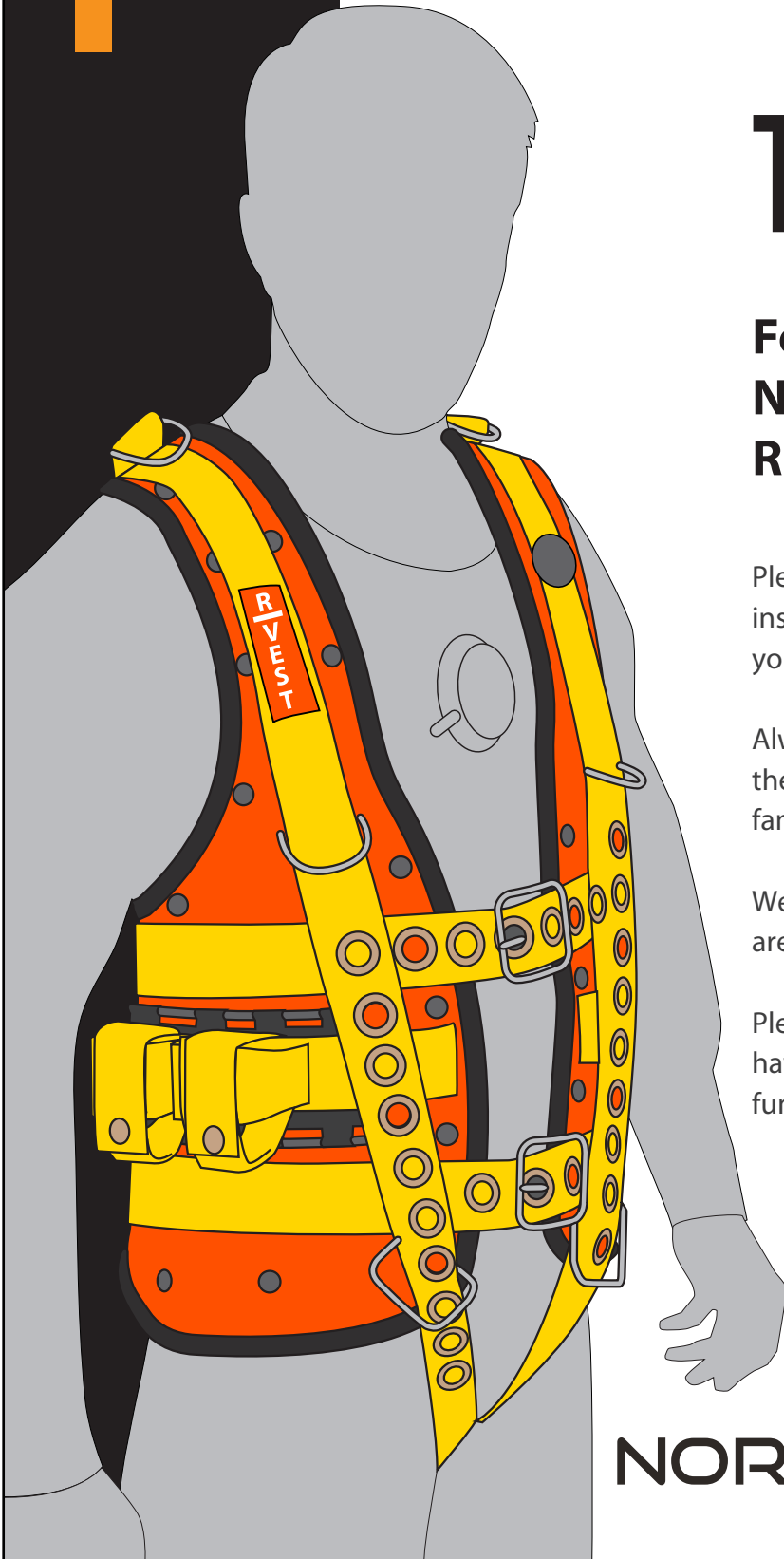
**For Purchasing The
Northern Diver 1000KG
R-Vest**

Please take the time to read the following instructions and take time to familiarize yourself with the functions and features.

Always put safety first and seek advice if there is anything with which you are not familiar or are unsure about.

We have a team at our UK headquarters who are ready and willing to help.

Please don't hesitate to contact us if you have any questions regarding the R-Vest, its functionality or just some advice.

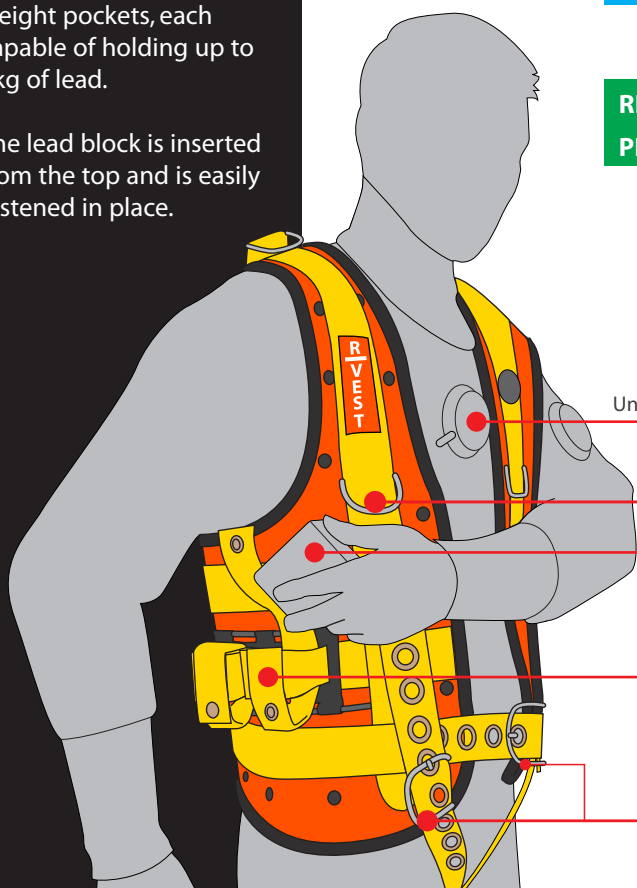


NORTHERN DIVER

www.ndiver-commercial.com

The R-vest has integral weight pockets, each capable of holding up to 6kg of lead.

The lead block is inserted from the top and is easily fastened in place.



PLEASE NOTE

Chest D-rings are suitable for attaching equipment and as a front attachment point when lifting.

RELATED PRODUCTS

Northern Divers lead weight blocks are ideal for the 1000kg R-Vest. Individually plastic coated, for corrosion protection and available in 5 separate colours, including 'high vis' yellow.

The weight block corners are smooth and rounded for additional comfort, and feature twin 'weight belt' webbing slots. Available for use with the R-Vest in 3kg and 4kg weights. Visit the website for further information.

Unobstructed Access To Inflation Valve

Chest D-Rings

Lead Block

Integral Weight Pockets

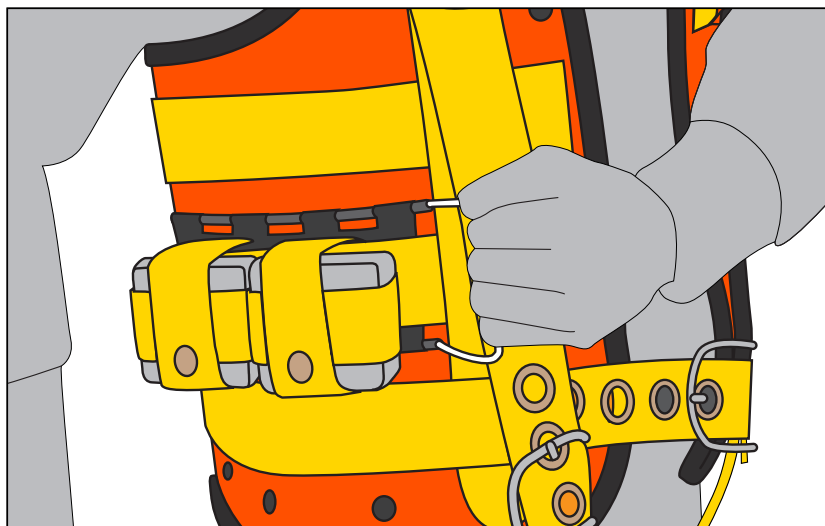
Stainless Steel Buckles

Weight Belt Quick Release Handle (Illustrated Below)

The R-vest is designed with integral weight pockets.

These can be quick-released if required.

Pulling the release handle drops the entire integrated weight belt.



TELEPHONE :

UK - 01257 25 69 49

EMAIL :

INTERNATIONAL - 00 44 1257 25 69 49

neil@ndiver.com

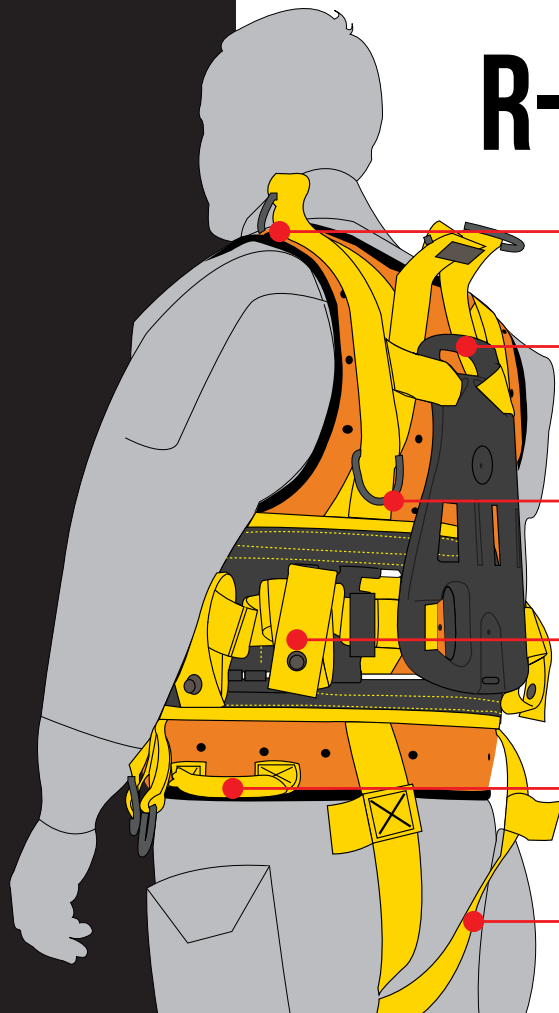
WRITE OR VISIT :

Northern Diver (International) Ltd.
Appley Lane North, Appley Bridge
Wigan, Lancashire, WN6 9AE, UK

WARNING :

NORTHERN DIVER STRONGLY RECOMMENDS THAT YOU UNDERGO TRAINING WITH A SUITABLY QUALIFIED INSTRUCTOR BEFORE TAKING TO OPEN WATER WITH THIS EQUIPMENT

R-VEST BACK PACK



Shoulder D-Rings For Lifting

Back Pack

Attachment For Umbilical

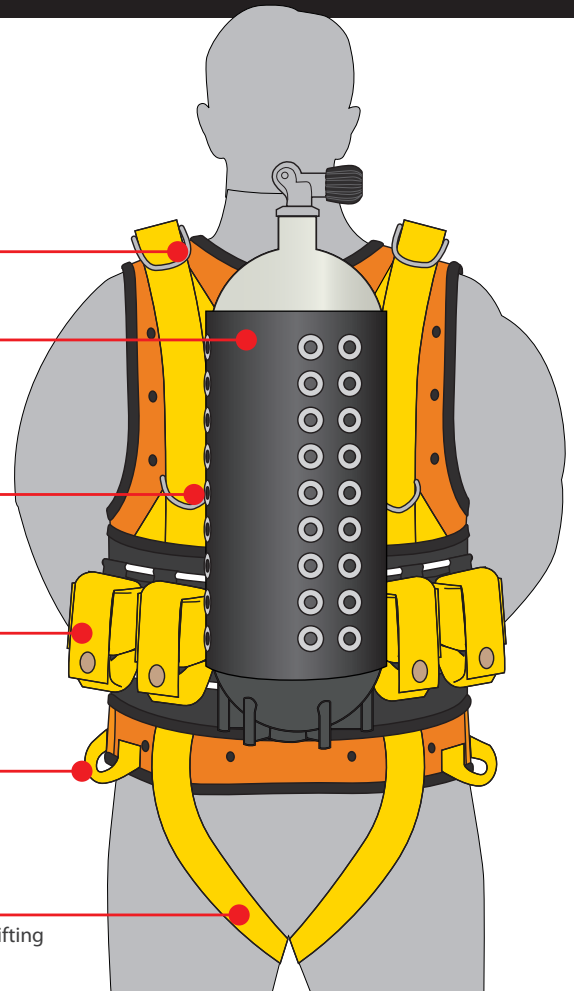
Weight Pockets

Lump Hammer / Tool Attachment Loops

Crotch Straps

Must be used for securing R-Vest safely and when lifting

R-VEST CYLINDER BAG



Shoulder D-Rings For Lifting

Back Mountable Cylinder Bag
Capable of holding up to a 15L cylinder

Attachment For Umbilical

Weight Pockets

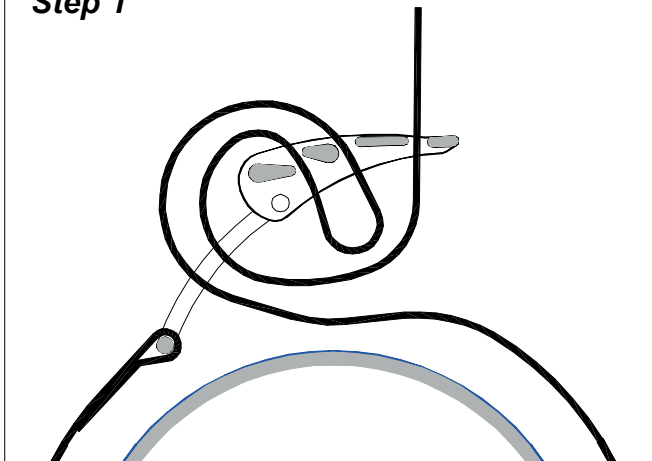
Lump Hammer / Tool Attachment Loops

Crotch Straps

Must be used for securing R-Vest safely and when lifting

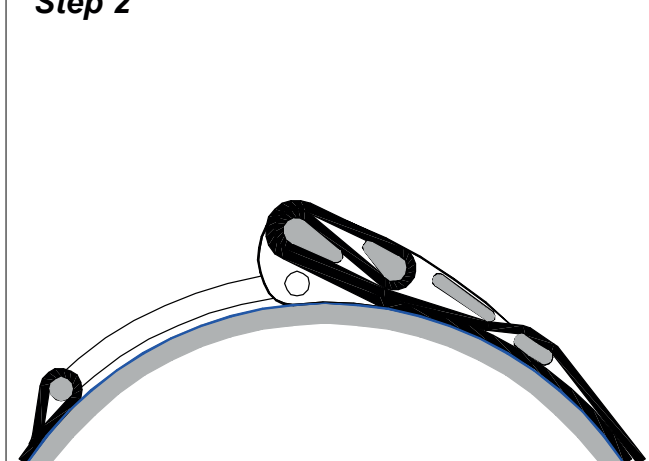
CAMBAND INSTRUCTION

Step 1



Pass the end through the end slot from back to front

Step 2



Rotate the cam closed. It should require a fair amount of force, but do not over-tension. Ask a dive professional if you are not sure of the correct tightness. Aggressive jerking on the harness can test for secure assembly. Do not get body parts caught in the cam, it can cause serious injury. Secure the end of the webbing with Velcro or lace through a keeper.

BEFORE USE

Please ensure that a visual inspection is performed on the R-Vest before each dive.

The operator should check the webbing, thread and d-rings to make sure they show no signs of damage.


The studs on the weight pockets should also be checked to make sure they are closed correctly.

The rods which hold the weight pockets should also be inserted correctly and the Velcro tab closed. Please ensure that the cylinder is securely fastened.

AFTER USE

Rinse the R-Vest in fresh warm water making sure that any dirt / salt is removed and leave to dry.

When dry the R-Vest studs on the weight pockets should be lubricated with silicone grease or spray.





R-VEST

COMMERCIAL DIVING HARNESS

www.ndiver-commercial.com | neil@ndiver.com



1666



NORTHERN DIVER

Northern Diver (International) Ltd. Appley Lane North, Appley Bridge, Wigan, Lancashire, WN6 9AE, UK